



FAMILIA  
MÓDULOS  
ILUMINACION  
PERIMETRAL



## FICHA DE PRODUCTO

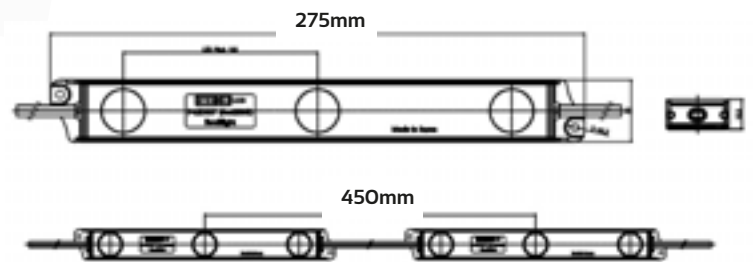
# DTSA MODULO ILUMINACION PERIMETRAL IP65 PARA FONDOS IGUALES O SUPERIORES A 10CM



## F-LED 357



### DIBUJO TÉCNICO



Size : 275(L) x 32(W) x 15.5(H)mm

**F-LED 357 HO** is the best and cost effective LED edge lighting Solution high brightness and efficiency. For medium and Large size of box sign application. 3 Color Temperatures are available (3000K/4000K/6500K.)

**EDGE  
LIGHT**

**IP 67**

**10x50°**

**50,000H  
LIFE TIME**

**12VDC**

**5 YEARS  
WARRANTY**

## ESPECIFICACIONES TÉCNICAS

Model (Model No.)	Input Vol.	Power Con.	CCT	Beam angle	CRI	Lum. Flux	Lum. Efficacy	Module No. per a pack
F-LED 357 HO 6500K (BFL357 -DW12 -HO)	12VDC	7.5W	6500K	10x50 °	Ra80	825 lm	110 lm/W	8modules (3.6m)
F-LED 357 HO 4000K (BFL357 -DN12 -HO)	12VDC	7.5W	4000K	10x50 °	Ra80	770 lm	103 lm/W	Module pitch 450mm
F-LED 357 HO 3000K (BFL357 -DL12 -HO)	12VDC	7.5W	3000K	10x50 °	Ra80	675 lm	90 lm/W	

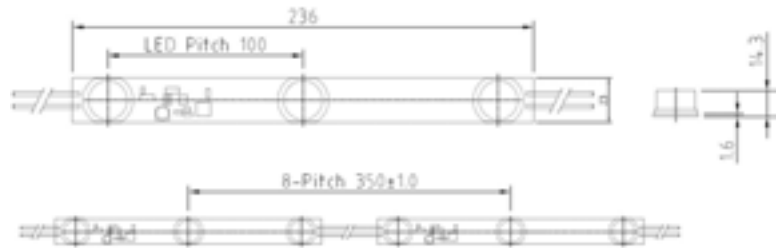
Operating Temp. : -20°C~+50 °C

## DTSA MODULO ILUMINACION PERIMETRAL IP20 USO INTERIOR

### REF F-LED 357 PCB



DIBUJO TÉCNICO



Size : 236(L) x 23(W) x 14.3(H)mm

**F-LED 357 PCB** is the best and cost effective LED edge lighting Solution with high brightness and efficiency. For Indoor box sign application 3 Color Temperatures are available (3000K/4000K/6500K)

**EDGE  
LIGHT**

**INDOOR  
USE**

**10x50°**

**50,000H  
LIFE TIME**

**12VDC**

**5 YEARS  
WARRANTY**

### ESPECIFICACIONES TÉCNICAS

Model (Model No.)	Input Vol.	Power Con.	CCT	Beam angle	CRI	Lum. Flux	Lum. Efficacy	Module No. per a pack
F-LED 357 PCB 6500K (BFL357 -DWI2 -PCB )	12VDC	7.5W	6500K	10x50 °	Ra80	825 lm	110 lm/W	8modules (2.8m)  Module pitch 350mm
F-LED 357 PCB 4000K (BFL357 -DNI2 -PCB )	12VDC	7.5W	4000K	10x50 °	Ra80	770 lm	103 lm/W	
F-LED 357 PCB 3000K (BFL357 -DLI2 -PCB )	12VDC	7.5W	3000K	10x50 °	Ra80	675 lm	90 lm/W	

Operating Temp. : -20°C~+50 °C

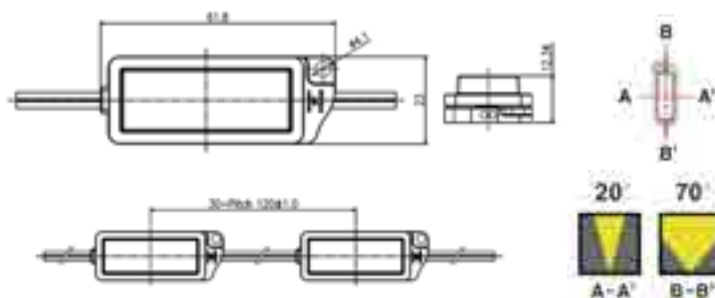
## FICHA DE PRODUCTO

### DTSA MODULO PERIMETRAL IP65 IDEAL PARA CAJONES CON FONDOS INFERIORES A 10CM

REF: F-LED 358



#### DIBUJO TÉCNICO



**H-LED 358** is the best and cost effective LED edge lighting Solution For slim and medium size of box sign application.

Optimized for Smaller depth boxes (Min.50mm depth at single face and Min.100mm depth at double face).

Size : 61.8(L) x 23(W) x 12.3(H)mm

**EDGE LIGHT**

**IP 67**

**18x70°**

**50,000H  
LIFE TIME**

**24VDC**

**5 YEARS  
WARRANTY**

#### ESPECIFICACIONES TÉCNICAS

Model (Model No.)	Input Vol.	Power Con.	CCT	Beam angle	CRI	Lum. Flux	Lum. Efficacy	Module No. per a pack
H-LED 358 6500K (BFL358 -DW24)	24VDC	1.92W	6500K	18x70 °	Ra80	212 lm	110 lm/W	30modules (3.6m)  Module pitch 120mm

Operating Temp.: -20°C~+50 °C